

FRN1200 Series

High-Flow, Single Stage Tied
Diaphragm Pressure Reducing Regulator



Precise Control, High Flow Performance

The FRN1200 Series pressure reducing regulator offers high-flow capability with an inlet pressure up to 1700 psig and is an excellent choice for general point of use bulk gas applications.

The large, tied Hastelloy C-22® diaphragm provides stable control over its full operational range while providing a robust seal for hazardous gas applications.



Contact Information: Product Features:

Parker Hannifin Corporation
Veriflo Division
250 Canal Blvd
Richmond, California 94804

phone 510 235 9590
vfo.quotes@support.parker.com
vfo.support@support.parker.com

www.parker.com/veriflo
Mobile App: m.parker.com/veriflo

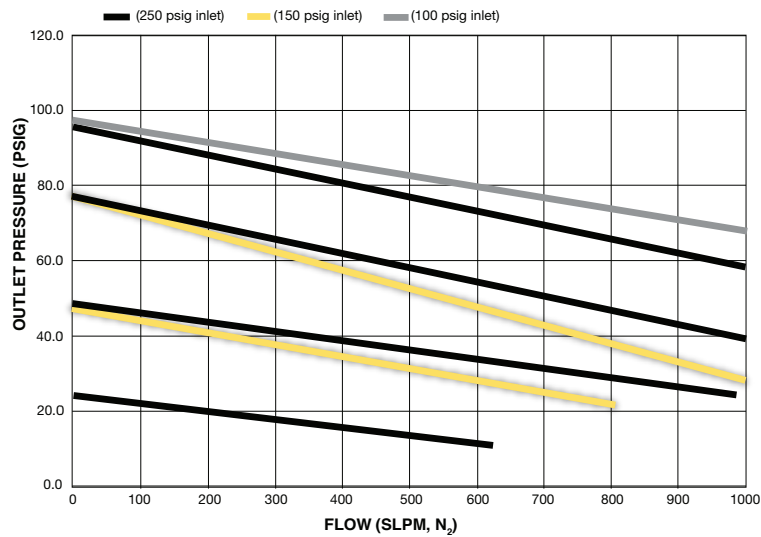
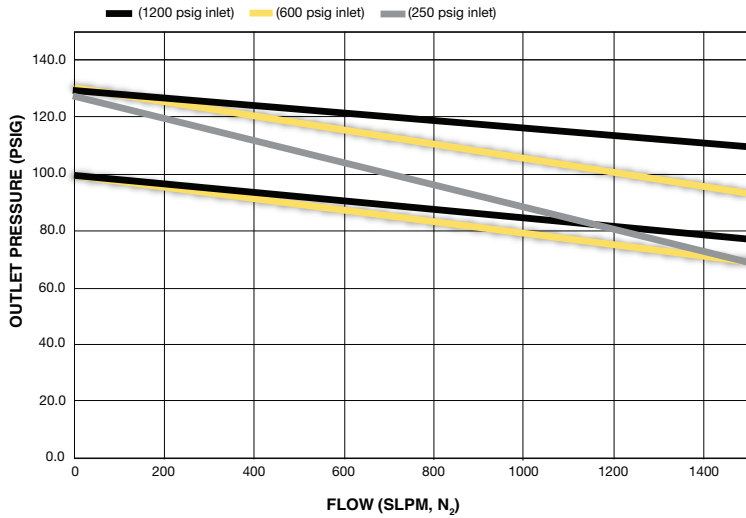
- 316L stainless steel body
- Metal-to-metal diaphragm seal
- High purity cleaned
- Passivated
- Hastelloy C-22® Tied diaphragm design
- Integrated Filtration
- Flows up to 1200 slpm (42 scfm)
- Reliable leak tight performance



ENGINEERING YOUR SUCCESS.

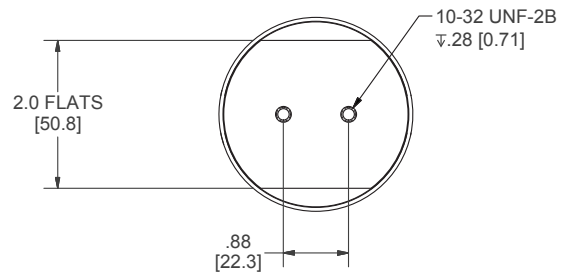
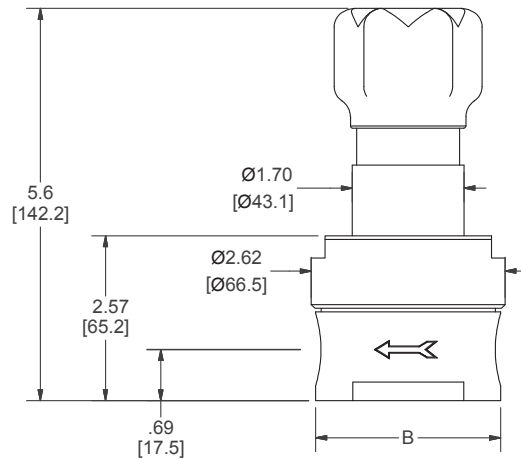
FRN1200 Series

Flow Curves



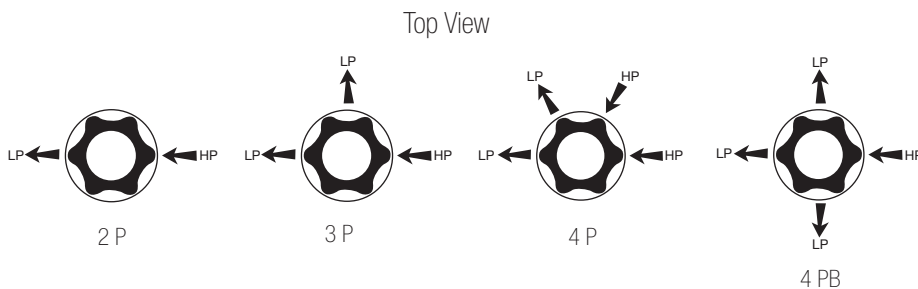
Additional flow curves available upon request

Dimensional Drawings



All dimensions in inches. Metric dimensions are for reference only.

Porting Configurations



Safety Guide and Installation and Operating Instructions available at
www.parker.com/veriflo

FRN1200 Series

Ordering Information

Build an FRN1200 Series regulator by replacing the numbered symbols with an option from the corresponding tables below.

Contact factory for most up to date lead time information.

Blue = Configurations that have selections in blue will require a price quote and lead time from the factory.

Sample: **FRN1215 H S 12 K 4P X X 8 PM**
Finished Order: **FRN1215HS12K4PXX8PM**

1 Basic Series

FRN1203= 1 - 30 psig
FRN1206= 5 - 60 psig
FRN1210= 10 - 100 psig
FRN1215= 15 - 150 psig

2 Source Pressure Range

H = 0 - 1700 psig
L = 0 - 300 psig

** For low inlet pressure applications below 300 psig, specify "L" model for improved droop performance.*

3 Body Material

S = 316L SS

4 Flow Capacity

12 = 1.2 Cv

5 Seat Material

K = PCTFE
V = Polyimide

6 Porting*

2P = 2 Ports
4P = 4 Ports
4PB = 4 Ports

** Refer to the Regulator Porting Guide, 25000156, for additional porting*

7 Outlet Gauge*

X = No Gauge
03 = 0 - 30 psig
OL = 0 - 60 psig
01 = 0 - 100 psig
2 = 0 - 200 psig
4 = 0 - 400 psig

** Only include with "3P", "4P", or "4PB" body configurations.*

8 Inlet Gauge*

X = No Gauge
01 = 0 - 100 psig
4 = 0 - 400 psig
10 = 0 - 1000 psig
20 = 0 - 2000 psig
30 = 0 - 3000 psig
40 = 0 - 4000 psig

** Only include with "4P" body configuration.*

9 Port Style*

4 = 1/4" NPT Female
6 = 3/8" NPT Female
8 = 1/2" NPT Female
4T = 1/4" A-LOK®
6T = 3/8" A-LOK®
8T = 1/2" A-LOK®

** 1/4" FNPT Gauge Ports are Standard
Any other gauge port configuration may have an extended lead time.*

10 Optional Features

This section can have multiple options

Blank = None
PM = Panel Mount

FRN1200 Series

Specifications

Wetted Materials of Construction	
Body	316L SS
Diaphragm	Ni-Cr-Mo alloy (Hastelloy® or equivalent)
Poppet	316L SS
Poppet Spring	Inconel®
Seat Retainer	316L SS
Filter Screen*	316L SS, 74 µm
Seat	PCTFE (std), Polyimide
Finish	Passivated

* Filter screen located within inlet port.

For additional information on materials of construction, functional performance and operating conditions, please refer to Veriflo report RI.EN.RP018 .

All specifications subject to change without notice.

A-LOK® is a registered trademark of Parker Hannifin Corporation
Hastelloy® is a registered trademark of Haynes International, Inc.
Inconel® is a registered trademark of Special Metals Corporation

Functional Performance	
Flow Capacity (Cv)	1.2
Internal Leakage (seat)	Bubble Tight
External Leakage	Bubble Tight
Supply Pressure Effect	6.8 psig / 100 psig
Proof Pressure	2,550 psig
Burst Pressure	5100 psig

Operating Conditions	
Maximum Inlet Pressure	300 or 1700 psig ²
Temperature	-40°F to 150°F (-40°C to 65°C)
Mounting	Surface (std)
	Panel (1.75 in. [44.4 mm] hole required)

1. Internal volume includes end connections.
2. Pressure rating based on nominal temperature conditions. Refer to Veriflo report RI.EN.RP018 for specific information regarding regulator performance at temperature.

OFFER OF SALE:

The items described in this document are hereby offered for sale by Parker-Hannifin Corporation, its subsidiaries or its authorized distributors. This offer and its acceptance are governed by the provisions stated in the detailed "Offer of Sale" elsewhere in this document or available at www.parker.com/veriflo

WARNING USER RESPONSIBILITY

FAILURE OR IMPROPER SELECTION OR IMPROPER USE OF THE PRODUCTS DESCRIBED HEREIN OR RELATED ITEMS CAN CAUSE DEATH, PERSONAL INJURY AND PROPERTY DAMAGE. THIS DOCUMENT IS FOR REFERENCE ONLY. PLEASE CONSULT FACTORY FOR LATEST PRODUCT DRAWINGS AND SPECIFICATIONS

This document and other information from Parker-Hannifin Corporation, its subsidiaries and authorized distributors provide product or system options for further investigation by users having technical expertise.

The user, through its own analysis and testing, is solely responsible for making the final selection of the system and components and assuring that all performance, endurance, maintenance, safety and warning requirements of the application are met. The user must analyze all aspects of the application, follow applicable industry standards, and follow the information concerning the product in the current product catalog and in any other materials provided from Parker or its subsidiaries or authorized distributors.

To the extent that Parker or its subsidiaries or authorized distributors provide component or system options based upon data or specifications provided by the user, the user is responsible for determining that such data and specifications are suitable and sufficient for all applications and reasonably foreseeable uses of the components or systems.

The products described herein, including without limitation, product features, specifications, designs, availability and pricing are subject to change by Parker Hannifin Corp and its subsidiaries at any time without notice.

Proposition 65 Warning: This product contains chemicals known to the state of California to cause cancer or birth defects or other reproductive harm.

© 2017 Parker Hannifin Corporation

LitPN: 25000328

Rev: A

Date of Issue: 09/2022



ENGINEERING YOUR SUCCESS.